



45 – 120" (1150 – 3050mm)

Rev 1.1

An internally mounted flange facing machine for all types of flange facing, seal groove machining, weld preparation, counter boring and heat exchanger repair. An orbital milling option is also available with this machine.



- **Latest linear technology incorporated, delivering accurate and repeatable machining**
- **Powered tool post through 360 degrees, supporting a wider range of machining applications**
- **Quick set adjustable clamping jaws, minimising set-up time**
- **Three continuous groove feed gearbox for flexible machine operation**
- **High torque reduction drive to optimise the machines performance**

The MM3000i machine is supplied complete with toolkit including tools and inserts, air filter lubricator and hose connection, all required mounting bases and extensions, storage / shipping box, CE certificate, packing list and manual.

## Technical Details

|  |                          |            |
|--|--------------------------|------------|
| Minimum Facing Diameter                            | 1150mm                   | 45"        |
| Maximum Facing Diameter                            | 3050mm                   | 120"       |
| Minimum Clamping Diameter                          | 1120mm                   | 44"        |
| Maximum Clamping Diameter                          | 2800mm                   | 110"       |
| Minimum Swing Diameter (in horizontal orientation) | 2615mm                   | 103"       |
| Tool Post Travel                                   | 102mm                    | 4"         |
| R.P.M  | Min: 0                   | Max: 12    |
| Drive - Hydraulic                                  | 5.0Hp                    | 3.73Kw     |
| Drive – Pneumatic @ 90 P.S.I (6 bar)               | 4.0Hp                    | 3.0Kw      |
| Hydraulic Requirements @ 70 bar                    | 10 gal/min               | 50lpm      |
| Air Consumption / Supply Required                  | 2.69 m <sup>3</sup> /min | 98 S.C.F.M |

## Feed Rates

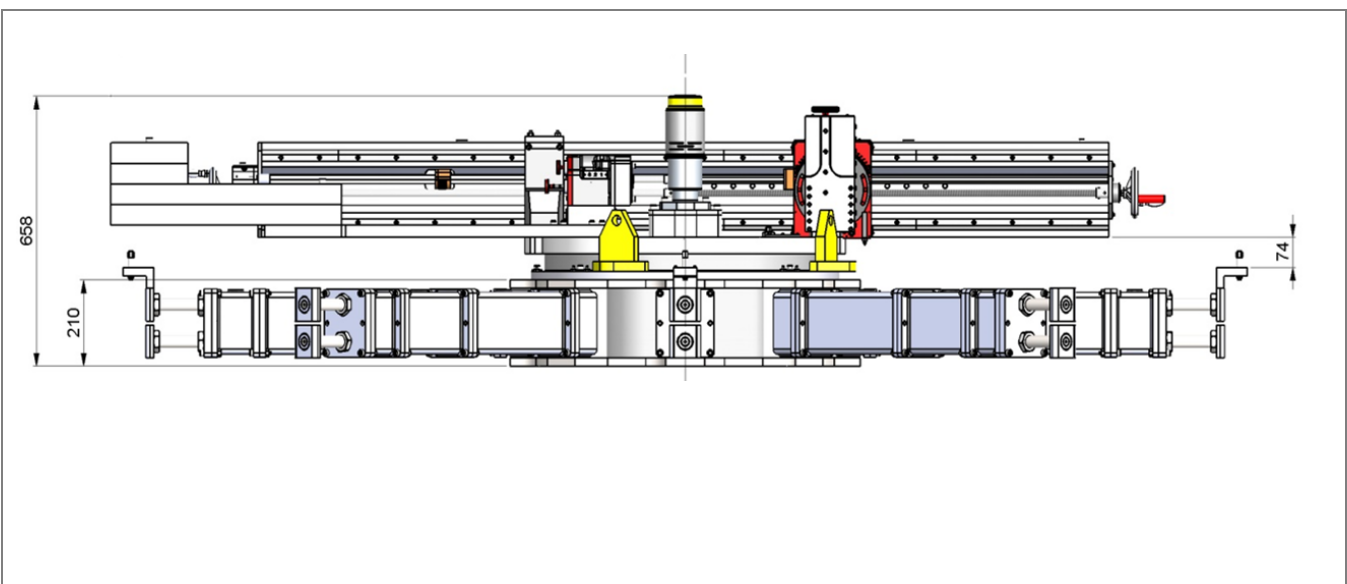
|                                   |                      |                        |
|-----------------------------------|----------------------|------------------------|
| Facing Feed Rates (3 off In/Out)  | 0.20 – 0.32 – 0.81mm | 0.008 – 0.012 – 0.032" |
| Boring Feed Rates (3 off Up/Down) | 0.05 – 0.10 – 0.20mm | 0.002 – 0.004 – 0.008" |

## Weights

|                                 |        |         |
|---------------------------------|--------|---------|
| Machine Weight (Box 1)          | 1050kg | 2310lbs |
| Independent Base Weight (Box 2) | 825kg  | 1815lbs |
| Machine Weight with Base        | 1375kg | 3025lbs |

## Shipping Dimensions


|       | Length |        | Width |        | Height |        |
|-------|--------|--------|-------|--------|--------|--------|
|       | mm     | inches | mm    | inches | mm     | inches |
| Box 1 | 2850   | 112"   | 1000  | 40"    | 750    | 30"    |
| Box 2 | 2000   | 78"    | 1150  | 45"    | 600    | 24"    |



## Optional Accessories



**MM3000i-SK**  
2 Years Recommended Spares Kit



**MM3000i-7**  
Hydraulic Orbital Milling Kit



**PP1**  
11 KW 3 Phase Power Pack - 56  
L.P.M up to 100 BAR



**MM2000i-26**  
Heat Exchanger Back Facing Kit



**RBC0130**  
Surface Comparator – Multi  
Discipline



**RBC0120**  
Surface Comparator

**MM3000i-8**  
Heat Exchanger Mounting Plate Kit