


24-48" Single String Cutter



- **Guaranteed mechanical circular cut path**
- **100% cut verification**
- **Automated cut wedging system**
- **Out of round compensation**
- **Minimal deck space required**
- **Fast efficient mechanical cold cutting**

Patent applied for: No. 0708570.7

A portable internal mechanical cutting machine for piles or members from 24" to 48" diameter.

The machine is hired complete with tools and machinist on a transportable skid. CE certificate, Packing list and operations manual and hydraulic power are also available.

Technical Details

Minimum Cutting / Clamping Diameter	610mm	24"
Minimum Cutting / Clamping Diameter	1220mm	48"
Maximum wall thickness	100mm	4"
Maximum Depth from Surface	170m	510ft
Hydraulic Drive @ 50 L/min (13 Gpm)	80mm	3.15"
Hydraulic Feed @ 10 L/min (2.65 Gpm)	5.0 Hp	3.73 Kw
Hydraulic Supply @1050 Psi (70 bar)	2.2 Hp	1.64 Kw
Spindle R.P.M	60 L/min	15 Gpm

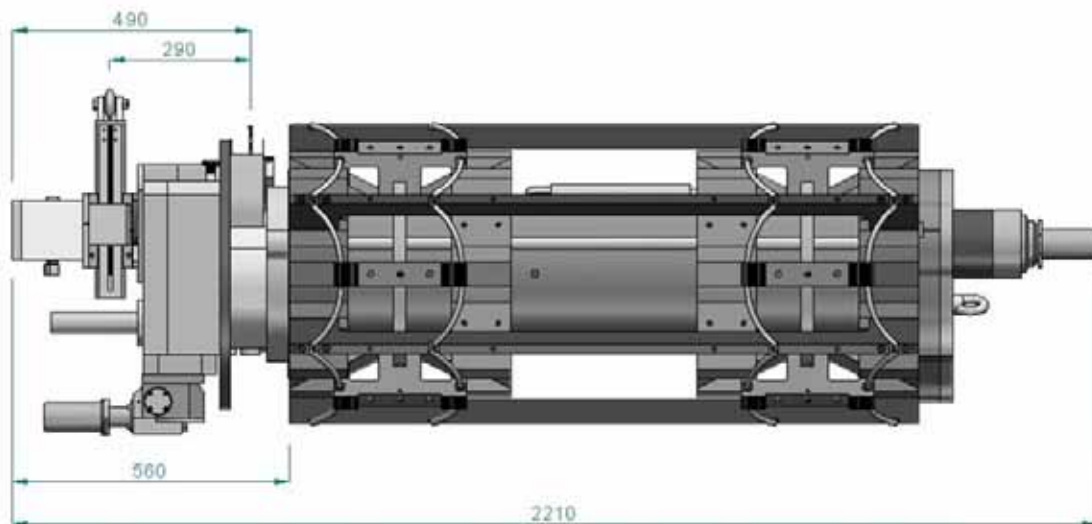
Feed Rates

Rotation Cutting Feed Rate – (1.5" wall)	25.4mm/min	1" /min
Outward Cutting Feed Rate	25.4mm/min	1" /min

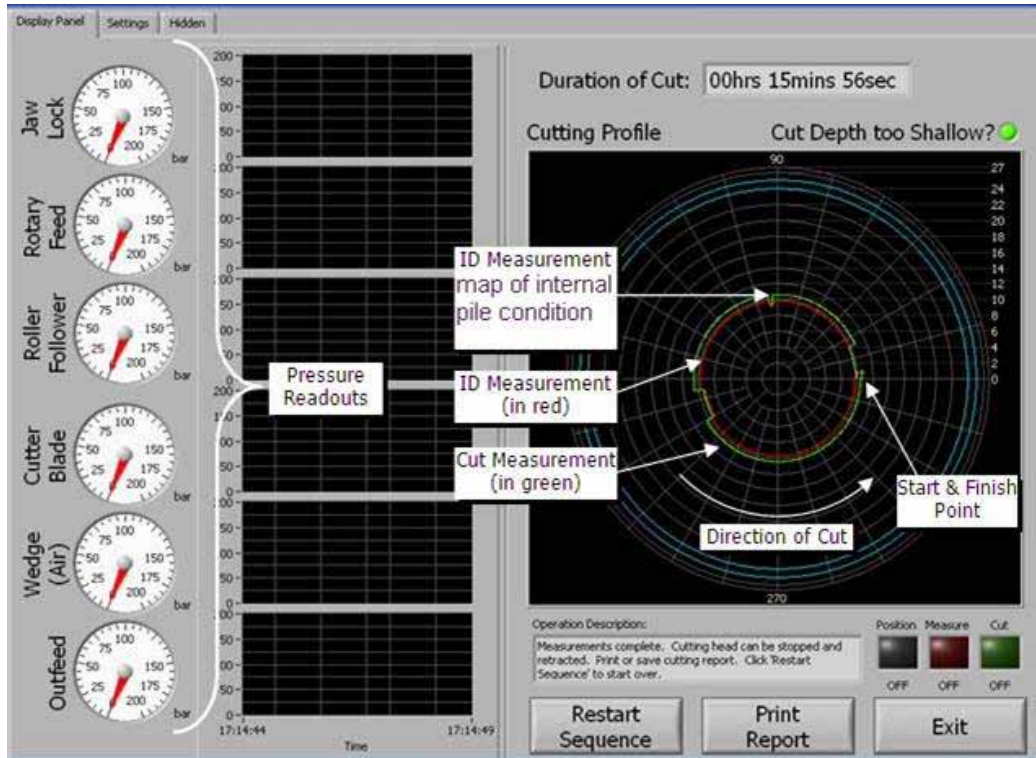
Weights and Dimensions

Machine Weight	995 kgs	2189 Lbs
Shipping Weight including Skid	1115 Kgs	2453 Lbs

Shipping Dimensions	L - 300cm - (120")	W - 100cm - 40")	H - 100cm - (40")
---------------------	--------------------	------------------	-------------------



SSC2448 Cut Verification



Pressure readings for all operations to guarantee clamping, feed, follower, cutter and wedge system. Manual verification from recorded data for cut expectations.

Mapping profile to verify pile internal condition and size prior to cutting – cut adjustment can be made to guarantee completed cut.

Cut start and finish point to verify complete 360° rotation of cutting blade.


Cutter location shown real time so that wedge positioning can be carried out at the correct location.

Cut duration verifies expected cut times.

SSC2448 Operation



- Load to cut depth and energise clamping jaws



- Rotate mapping roller to map internal pile condition.
- Rotate spindle and engage radial out feed.
- Out feed hits pre set stop, engage rotation for cut path.
- Fire cut wedges at pre set intervals to maintain cut width.



- Once rotation is complete release clamps and retrieve tool.